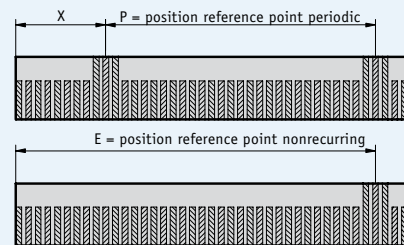
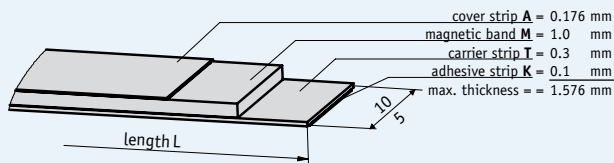


# Magnetic Band MB320

## Incrementally coded scale, pole length 3.2 mm

### Profile

- Easy adhesive mounting, self-assembly possible
- Pole length 3.2 mm
- System accuracy up to 100 µm



#### Reference points (all details in mm)

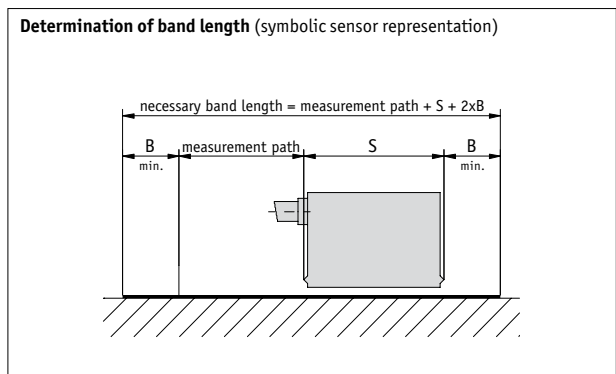
<b>X</b>	0.032
<b>P</b>	0.32, 0.64
<b>E</b>	0.032, 0.064, 0.128, 0.32

### Mechanical data

Feature	Technical data	Additional information
Pole length	3.2 mm	
Measuring length	infinite	
Band width	10 mm	
	5 mm	
Thickness	1.4 mm	without cover strip
Accuracy class	100 µm	
Temperature coefficient	$(11 \pm 1) \times 10^{-6}/K$ $(16 \pm 1) \times 10^{-6}/K$	spring steel stainless steel
Operating temperature	-20 ... +70 °C	
Storage temperature	-40 ... +70 °C	
Humidity	100 % rh	condensation permitted
Mounting type	glued joint	pre-assembled double-sided adhesive strip
Cover strip material	stainless steel	

**Order**

The necessary band length is calculated as follows:  
Measured path + sensor length "S" + (2 x lead-in and lead-out "B"). Sensor length "S" refer to the drawing of the employed sensor, lead-in and lead-out "B" = 10 mm.



■ **Order table**

Feature	Order data	Specifications	Additional information
Width	10	A in mm	
	5	A in mm	
Length of magnetic band	...	B 0.1 ... 90 m, in steps of 0.1 m	Order information, see "Determination of band length"
Carrier strip	St	C steel	
	VA	C stainless steel	
Length of carrier strip	...	D 0.1 ... 90 m, in steps of 0.1 m	Order information, see "Determination of band length"
Adhesive carrier strip	TM	E with	
	TO	E without	
Cover strip	AM	F with	stainless steel
	AO	F without	
Reference point	O	G without	
	E	G one-time	only with width 10 mm
	P	G periodic	only with width 10 mm
Position of reference point E one-time	...	H 0.032, 0.064, 0.128, 0.320	indicate only if reference point E was selected
or			
Position of reference point P periodic	...	H 0.32, 0.64	indicate only if reference point P was selected
		others on request	

■ **Order code**

MB320 -  -  -  -  -  -  -  -

A B C D E F G H

**Scope of delivery:** MB320, User information

**Accessories:**

Profile rail PS Page 178  
 Protective strip SB Page 179  
 Cover rail PS1 Page 177

**Additional information:**

Short Description, Technical Details Page 46 cont.  
 Product Overview Page 4 cont.